

National  
Farmers  
Union





# National Farmers Union






# Ag Industry Giants

35 million Cattle are slaughtered in the U.S. annually by 60 major beef-packing operations

Four firms control over 80% of all beef slaughtered!

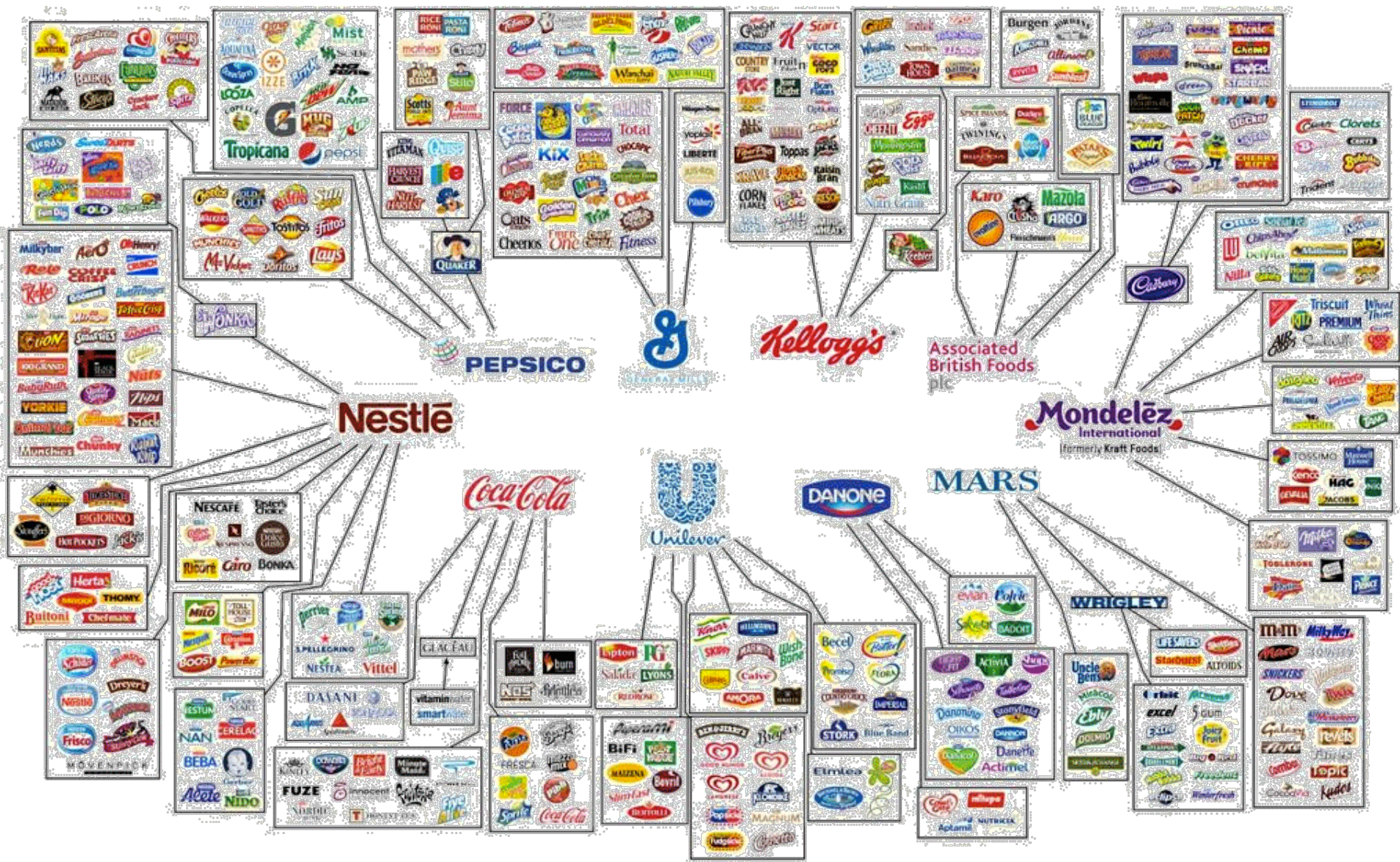


# Food Industry Mergers





# Food Industry Mergers





# Alcohol Mergers

Anheuser-Busch (Budweiser), is planning a takeover of its main rival SABMiller (Miller)

It will be the biggest merger in brewing history, creating a company with sales of \$55 billion.





# Illusion of Choice

79.9% of all cereal sales are attributed to four companies:

- ~ Kellogg
- ~ General Mills
- ~ PepsiCo
- ~ Post Foods





# Thanksgiving Special



## Farmer's Share of Retail Food Dollar

Did you know that farmers and ranchers receive only 15.8\* cents of every food dollar that consumers spend on food at home and away from home?

According to USDA, off farm costs including marketing, processing, wholesaling, distribution and retailing account for more than 80 cents of every food dollar spent in the United States.

**Turkey**  
1 Pound



Retail: \$1.78  
Farmer: \$0.93

**Mashed Potatoes**  
24 oz. Box



Retail: \$3.90  
Farmer: \$0.11

**Stuffing**  
15 Ounce - Cubes



Retail: \$3.39  
Farmer: \$0.07

**Cranberries**  
12 Ounces



Retail: \$3.29  
Farmer: \$0.31

**Apple Cider**  
1/2 Gallon



Retail: \$4.39  
Farmer: \$2.15

**Dinner Rolls**  
12 rolls



Retail: \$3.00  
Farmer: \$0.06

**Boneless Ham**  
1 Pound



Retail: \$4.39  
Farmer: \$0.74

**Sweet Corn**  
15.25 oz. Can



Retail: \$0.69  
Farmer: \$0.03

**Pumpkin Pie**  
30 oz. Mix



Retail: \$3.89  
Farmer: \$0.25

**Steak**  
1 Pound



Retail: \$9.89  
Farmer: \$2.24

**Green Beans**  
1 Pound



Retail: \$1.49  
Farmer: \$0.85

**Sweet Potatoes**  
1 Pound



Retail: \$1.69  
Farmer: \$0.24

**Tomatoes**  
1 Pound



Retail: \$2.79  
Farmer: \$0.36

**Carrots**  
Russet, 5 Pounds



Retail: \$3.89  
Farmer: \$1.52

**Beer**  
6-Pack Cans



Retail: \$6.99  
Farmer: \$0.05

Farmer's share derived from USDA, NASS "Agricultural Prices," 2015.

~Prices based on September 2015 data

Retail based on Safeway (SE) brand except where noted.

\*Figure according to U.S. Department of Agriculture Economic Research Service




November 26, 2015



# Connect With Us!



National Farmers Union




NFUDC



[nationalfarmersunion](#)

[www.nfu.org](http://www.nfu.org)



National  
Farmers  
Union

Thank you!

